

Read Online 1988 Toyota 4a Fe Engine Schematic

1988 Toyota 4a Fe Engine Schematic

OVERHAUL TOYOTA 4A F ENGINE How to check Toyota Corolla timing belt right positions. Years 1990 to 2000

How to install cam shafts, timing belt and set timing for 7afe 4afe Toyota 4A-FE engine cut-out ~~ENGINE TEARDOWN and ANALYSIS~~ Project Underdog #4 AE92 Toyota Corolla - How to Change Spark Plugs 4afe How to rebuild Toyota Corolla 7afe 4afe Engine Install pistons, cylinder head, set engine timing
























TIMING BELT Replacement on 1991 TOYOTA COROLLA 1.6L(40 mins. FULL VIDEO) Dismantling \u0026 Assembling

How works shim valve adjusting in Toyota 4A FE engine

How to replace timing belt Toyota Corolla. Years 1992 to 2002.1998 Corolla G6R (4A-FE Engine) idling 1984 - 1988 Toyota Corolla 1.6L Liter Distributor Replacement | Removal | Chevrolet Nova Engine Vibration Testing Before and After Spark Plug Change 91 corolla ses 4a-f 1.6 16v Toyota Corolla 5A-FE Full Redline - 7000RPM 7AGE Toyota Engine Assembly!

1989 Toyota 3S-FE Start and runingAE94 Toyota Corolla 4AGE 20V Silvertop - Engine clicking sound

1996 7afe 4afe Toyota Corolla Engine rebuild 2015 Finished!

4af engine carburetor manual Toyota 4E-FE Engine View                    4A-FE Toyota.     4 Ignition

System Operation \u0026 Testing - (No Spark Toyota Celica)-Part 2 Service and repair manual review Toyota Corolla 1987 to 1992 Camshaft replace Toyota 4AFE and 7AFE engines Toyota Corolla E9 1.6L 4A-FE poor idling problem (intake manifold gasket error) How to replace spark plug cables Toyota Corolla. Years 1991 to 2000 How to

Read Online 1988 Toyota 4a Fe Engine Schematic

replace spark plugs Toyota Corolla years 1991 to 2000 How to rebuild a 1994 7AFE 4AFE Toyota Corolla yellow Engine ~~Toyota Engine 4A-F; 4A-GE Repair Manual - DHTauto.com~~ 1988 Toyota 4a Fe Engine

The fuel injected 4A-FE is the successor of the carbureted 4A-F. It was manufactured between 1987-2001. Toyota designed this engine with fuel economy in mind. The 4A-FE is basically the same as the 4A-F (introduced in

Toyota A engine - Wikipedia

Toyota 4A-F and 7A-FE engines: details and photos . The 4A engine series was a 1587 cc (1.6 liter) engine, introduced in 1988, and revised to 4A-FE in 1993; it was mainly used in the Corolla, and was replaced by the ZZ series in the 1998s. The 7A engine series was essentially the same engine, stroked for higher displacement (1.8 liters) and better torque.

Toyota 4A-F and 7A-FE engines - Toyoland

AE95 Sprinter 1988-1989 (Japan only) 4A-FE. The fuel injected 4A-FE is the successor of the carbureted 4A-F. It was manufactured between 1987-2001. Toyota designed this engine with fuel economy in mind.

Toyota engines - Toyota 4A Engine (1982-2902)

1988 Toyota Corolla 4A-FE engine sound Toyota 4A-GE/FE engine reliability, problems and repair. A generation of the Toyota A engines was produced together with the famous and well-know Toyota S models. One of the most outstanding and popular engines of that brand is a 4A motor. It was a 4-cylinder engine, which appeared long ago, in 1982.

1988 Toyota 4a Fe Engine Schematic File Type

The 4A-FE engine was used in Toyota Corollas in model years 1988 through 1997. The spark plug gap specifications

Read Online 1988 Toyota 4a Fe Engine Schematic

are simple to determine because the gap size was the same for every model year. 4A-FE Gap Specifications Toyota recommends a gap of 0.031 inches for spark plugs used with the 4A-FE engine.

4AFE Engine Plug Gap Specifications | It Still Runs

Its compression ratio was 9, it had a capacity of 78 HP at 5,600 rpm, with a torque of 117 Nm (86 lb-ft) at 4,000 rpm. 5. 4A-ELU (1983 - 1988) resembles the 4A-E engine with an catalytic converter. Its compression ratio was 9.3, capacity reached 100 HP at 5,600 rpm, and its torque was 136 Nm (100 lb-ft) at 3,600 rpm.

Toyota 4A Engine | Turbo, 4AGE cams, ITB, differences, etc. In December 1988, Toyota formed a joint venture with Holden called UAAI to build and market the Toyota Corolla as the Holden Nova. This agreement paralleled two Corolla generations including both the E90 and E100 series.

Australian market engines: 4A-F - 1.6 L (1587 cc) I4, 16-valve DOHC, carb, 95 hp (67 kW) CS, CS Limited, CSX & Spirit

Toyota Corolla (E90) - Wikipedia

View and Download Toyota 4A-FE repair manual online. 4A-FE engine pdf manual download. Also for: 4a-ge.

TOYOTA 4A-FE REPAIR MANUAL Pdf Download | ManualsLib

Find the best oil and filter for your 1988 TOYOTA COROLLA (1.6L 4 -cyl Engine Code [A] 4A-FE C) and get free shipping.

1988 TOYOTA COROLLA (1.6L 4 -cyl Engine Code [A] 4A-FE C ...

Hot selling engines for Toyota Corolla that we carry are basically 5A, 4A, 1ZZ FE, 2AZ FE & 7A FE. Toyota Corolla

Read Online 1988 Toyota 4a Fe Engine Schematic

Engines for 1988-92 we get from Japan is 5A FE which is a replacement for 4A FE. 1993-1997 Used Toyota Corolla Engines are 5A FE & 7A FE (1.8 LTR) The most famous Toyota Corolla Engines are 1ZZ FE for 2000 to 2007 models These are also Toyota Matrix Engines.

Toyota Corolla Engines-AllToyotaEngines.com

Fuel injection was added for the 1981 through 1988 4A-E.

This pushed output to 78 hp (58 kW) at 5600 rpm and 87 ft·lbf (117 N·m) at 4000 rpm in export form. A special Japan-spec transverse 4A-ELU was also produced in 1986. Output for this engine was 100 hp (75 kW) at 5600 rpm and 101 ft·lbf (136 N·m) at 4000 rpm.

Toyota A engine - Toyota Wiki

ATK Engines Remanufactured Crate Engine for 1989-1993 Toyota Celica & Corolla with 1.6L L4 4AFE

ATK Remanufactured Crate Engines for Toyota/Lexus | JEGS Engine Water Pump Pulley. 1988 Toyota Corolla. Genuine Toyota Part - 1637115071 (16371-15071, 1637102030, 1637115050, 1637115070)

1988 Toyota Corolla Engine Water Pump Pulley - 1637115071 ...

Fig. 4: System test-1996-97 4A-FE and 7A-FE engines; Fig. 5: System test-1988-89 4A-GE engine; Fig. 6: System test-1990-91 4A-GE engine; Access our Toyota Corolla 1988-1997 Diagnosis and Testing Repair Guide Spark Test by creating an account or signing into your AutoZone Rewards account. Once you sign in, follow these instructions to access our ...

Toyota Corolla 1988-1997 Diagnosis and Testing Repair ...

Read Online 1988 Toyota 4a Fe Engine Schematic

2015 Hyundai Santa FE used engine TESTED 3.3L (VIN F, 8th digit) Price: \$3,075 . 2018 Hyundai Santa FE used engine TESTED 2.4L (VIN B, 8th digit) Price: \$1,300 2003 Toyota 4Runner used engine TESTED 4.7L (VIN T, 5th digit, 2UZFE used engine, 8 cylinder) Price: \$550 .

Used Engines For Sale - Grade A OEM Quality
1991's 1.6L 16V 4A-FE (105HP) Toyota Corolla

Toyota Corolla E9 1.6L 4A-FE poor idling problem (intake ...
On the 4A-F and 4A-FE engines, remove the center mounting. Some 4A-FE engines and all 4A-GE engines are equipped with a stiffener plate. Remove the set bolts and pull the stiffener plate from the vehicle. On the 4A-GE engines, unbolt and lower the flywheel housing under cover. If equipped, remove the oil cooler hose and union from the oil pan.

1988 Toyota Corolla What Tools Are Needed to Change Out The

1988 Toyota Corolla Additional Info: 1988 Toyota Corolla GTS. 192240 miles. Complete car. Many high performance parts. Car has been sitting. Needs restoration. Many New uninstal parts will be included. Great project car \$1000 or best offer

Copyright code : [4889e2ace6430441a4e5c3036e92bbdb](#)